

Charleston Ballot Audit Report

Charleston Ballot Audit Report

Prec Nber	Precinct Name	EL30A				Audit				Comments
		Total	Opt	iVo	Flash	iVo	Opt	Man	Delta	
0104	Deer Park 2A	54	0	54	0	54	0	0	0	
0106	Deer Park 2C	34	0	34	0	34	0	0	0	
0107	Deer Park 3	46	0	46	0	46	0	0	0	
0208	Charleston 8	90	0	90	0	90	0	0	0	
0209	Charleston 9	41	0	41	0	41	0	0	0	
0210	Charleston 10	27	0	27	0	27	0	0	0	
0211	Charleston 11	41	0	41	0	41	0	0	0	
0212	Charleston 12	115	0	115	0	115	0	0	0	
0213	Charleston 13	128	0	128	0	128	0	0	0	
0214	Charleston 14	51	0	51	0	51	0	0	0	
0215	Charleston 15	55	0	55	0	55	0	0	0	
0216	Charleston 16	120	0	120	0	120	0	0	0	
0217	Charleston 17	178	0	178	0	178	0	0	0	
0218	Charleston 18	148	0	148	0	148	0	0	0	
0219	Charleston 19	136	0	136	0	136	0	0	0	
0220	Charleston 20	186	0	186	0	186	0	0	0	
0221	Charleston 21	96	0	96	0	96	0	0	0	
0501	St Andrews 1	33	0	33	0	33	0	0	0	
0502	St Andrews 2	24	0	24	0	24	0	0	0	
0503	St Andrews 3	230	0	230	0	230	0	0	0	
0506	St Andrews 6	1	0	1	0	1	0	0	0	
0507	St Andrews 7	0	0	0	0	0	0	0	0	
0508	St Andrews 8	117	0	117	0	117	0	0	0	
0509	St Andrews 9	150	0	150	0	150	0	0	0	
0515	St Andrews 15	118	0	118	0	118	0	0	0	
0518	St Andrews 18	124	0	124	0	124	0	0	0	
0519	St Andrews 19	60	0	60	0	60	0	0	0	
0525	St Andrews 25	56	0	56	0	56	0	0	0	
0601	N Charleston 1	145	0	145	0	145	0	0	0	
0602	N Charleston 2	44	0	44	0	44	0	0	0	
0604	N Charleston 4	91	0	91	0	91	0	0	0	
0605	N Charleston 5	139	0	139	0	139	0	0	0	
0606	N Charleston 6	184	0	184	0	184	0	0	0	
0607	N Charleston 7	49	0	49	0	49	0	0	0	
0608	N Charleston 8	12	0	12	0	12	0	0	0	
0610	N Charleston 10	48	0	48	0	48	0	0	0	
0611	N Charleston 11	21	0	21	0	21	0	0	0	
0612	N Charleston 12	12	0	12	0	12	0	0	0	
0613	N Charleston 13	53	0	53	0	53	0	0	0	
0614	N Charleston 14	25	0	25	0	25	0	0	0	
0615	N Charleston 15	56	0	56	0	56	0	0	0	
0616	N Charleston 16	77	0	77	0	77	0	0	0	
0617	N Charleston 17	58	0	58	0	58	0	0	0	
0618	N Charleston 18	71	0	71	0	71	0	0	0	
0619	N Charleston 19	57	0	57	0	57	0	0	0	
0621	N Charleston 21	55	0	55	0	55	0	0	0	
0622	N Charleston 22	27	0	27	0	27	0	0	0	

					Charleston Ballot Audit Report				
0624	N Charleston 24	62	0	62	0	62	0	0	0
0625	N Charleston 25	67	0	67	0	67	0	0	0
0626	N Charleston 26	29	0	29	0	29	0	0	0
0627	N Charleston 27	39	0	39	0	39	0	0	0
0628	N Charleston 28	17	0	17	0	17	0	0	0
0629	N Charleston 29	25	0	25	0	25	0	0	0
0630	N Charleston 30	176	0	176	0	176	0	0	0
Precincts Total:		4098	0	4098	0	4098	0	0	0
0750	Absentee	662	143	519	0	519	143	0	0
0800	Emergency	0	0	0	0	0	0	0	0
0850	Fail safe	17	5	12	0	12	5	0	0
0900	Provisional	2	2	0	0	0	2	0	0
Virtual Precincts Total:		681	150	531	0	531	150	0	0
Grand Total:		4779	150	4629	0	4629	150	0	0

Total number of iVotronic ballots cast containing no votes: 30

NOTE: Any manual entries shown on this report are supported by the Manual Entry Log (EL68).

EL30A iVo to EL155 to EL152 Cross Check and Cancelled Ballots.

EL30A iVo Ballots	EL155 Ballots	EL152 Ballots	
4629	4629	4629	
Delta from EL30A	0	0	
	Delta from EL155	0	
	Cast By Voter	4626	
	Cast By Poll Wkr	3	
	Blank Cast by PW	0	
	Cancelled Ballots	36	
	Wrong Ballot	14	
	Voter Left AB	0	(AB = After ballot selected by poll worker.)
	Voter Left BB	1	(BB = Before ballot selected by poll worker.)
	Voter Request	3	
	Printer Problem	0	
	Terminal Problem	1	
	Other Reason	17	

How to read this report.

This is the ballot level report. It compares the number of ballots cast in the tabulation report, the EL30A with the number of ballots cast in the audit data.

The values read from the EL30A report are reported in four categories; Total, Optical (Opt), iVotronic (iVo) and Flash. None of these values on each line are calculated but parsed from

Charleston Ballot Audit Report

the actual report. The total lines are the calculated sums of the individual precinct line values.

The Opt totals are the total number of ballots cast on paper ballots that were scanned into the optical scanner and transferred to the tabulation computer via memory stick or ZipDisk (depending on the type of device, M100 or M650 used to scan the ballots.) Optical totals should exist only in some but not all of the Virtual Precincts at the bottom of the table.

The iVo totals are the results gathered from the PEBs (Personal Electronic Ballot) which are used to open and close an iVotronic voting machine and, after the polls have closed, gather the ballots cast for transmission to the tabulation system.

The Flash totals are the totals that are read from the flash cards in the rare event that the ballots cannot be copied from the machine to the PEB or from the PEB to the tabulating machine.

The values on the Audit side come from the iVotronic audit data that is read from the flash cards as part of the audit process. That process combines the individual machine data into two master audit files, the EL155 Vote image log and the EL152 iVotronic event log. The EL155 contains a record of all the votes cast on a ballot. The vote images indicate the machine. Counting the number of asterisks in a precinct we get the number of ballots cast in that precinct. That number should always match the number in the iVo column on the EL30A side of the report.

Optical ballots do not have electronically readable audit files. So if the audit data iVotronic total does not match the EL30A Total value, the auditor is prompted to read the paper report from the optical scanner and enter the total ballots cast into the auditing program.

If the sum of the audit iVotronic and Optical ballots cast still do not match the EL30A total value, then the audit software reads the EL68 Manual Entry log for any changes made in that precinct to either the iVo or Opt totals by the CEC staff. It displays any manual entries to the auditor for inclusion into the totals. If accepted by the auditor these entries are automatically added to the Man column from the Manual Entry log.

Finally, the audit software calculates the Delta value which should be zero unless the sum of the iVo, the Opt and the Man do not match the EL30A Total column. If the Delta is greater than zero then audit data is missing. A comment will be placed on that line in the report indicating missing audit data. If the Delta value is less than zero then there are more ballots in the audit data than there are in the tabulated data and a comment will be placed on that line in the report.

Wherever possible, the audit system will attempt to indicate where the difference is by displaying the iVotronic machine numbers and the number of ballots cast on that machine that exist in the audit data. In the case of missing tabulated data, it might be possible to identify a machine that has the same number of ballots cast as the delta value and that number and ballot count will be highlighted with a < sign. If there is a non zero Delta value there will be an entry by the auditor explaining the variance.

Finally, there is a EL30A iVo to EL155 to EL152 Cross Check and Cancelled Ballots table in the report. This table should indicate that the number of ballots cast in the EL30A match the numbers in the EL155 and the EL152 report. Then there are some statistics pulled from the EL152 report that indicate how many ballots were cast by the voter and the number cast by the poll worker. Lastly the number of ballots that were cancelled and the reason they were cancelled. It should be noted that the reason cancelled is chosen from a pull down menu presented to the poll worker when a ballot is cancelled, there is no way to validate the poll worker's choice.

Charleston Vote Level Audit Report

Charleston Vote Audit

Precinct Number / Name Office	Candidate	Party	EL30A				Audit		Comments
			Total	Optical	iVo	Flash	iVo	Delta	
0104 Deer Park 2A									
State Senate District 42	Emmanuel Ferguson		7	0	7	0	7	0	
State Senate District 42	Herbert S Fielding		2	0	2	0	2	0	
State Senate District 42	Marlon Kimpson		29	0	29	0	29	0	
State Senate District 42	Margaret Rush		11	0	11	0	11	0	
State Senate District 42	Bob Thompson		0	0	0	0	0	0	* No Audit Data expected or found
State Senate District 42	Maurice Washington		5	0	5	0	5	0	
0106 Deer Park 2C									
State Senate District 42	Emmanuel Ferguson		0	0	0	0	0	0	* No Audit Data expected or found
State Senate District 42	Herbert S Fielding		0	0	0	0	0	0	* No Audit Data expected or found
State Senate District 42	Marlon Kimpson		17	0	17	0	17	0	
State Senate District 42	Margaret Rush		10	0	10	0	10	0	
State Senate District 42	Bob Thompson		0	0	0	0	0	0	* No Audit Data expected or found
State Senate District 42	Maurice Washington		7	0	7	0	7	0	
0107 Deer Park 3									
State Senate District 42	Emmanuel Ferguson		3	0	3	0	3	0	
State Senate District 42	Herbert S Fielding		3	0	3	0	3	0	
State Senate District 42	Marlon Kimpson		23	0	23	0	23	0	
State Senate District 42	Margaret Rush		14	0	14	0	14	0	
State Senate District 42	Bob Thompson		0	0	0	0	0	0	* No Audit Data expected or found
State Senate District 42	Maurice Washington		2	0	2	0	2	0	
0208 Charleston 8									
State Senate District 42	Emmanuel Ferguson		4	0	4	0	4	0	
State Senate District 42	Herbert S Fielding		4	0	4	0	4	0	
State Senate District 42	Marlon Kimpson		36	0	36	0	36	0	
State Senate District 42	Margaret Rush		11	0	11	0	11	0	
State Senate District 42	Bob Thompson		0	0	0	0	0	0	* No Audit Data expected or found
State Senate District 42	Maurice Washington		33	0	33	0	33	0	
0209 Charleston 9									
State Senate District 42	Emmanuel Ferguson		3	0	3	0	3	0	
State Senate District 42	Herbert S Fielding		2	0	2	0	2	0	
State Senate District 42	Marlon Kimpson		28	0	28	0	28	0	
State Senate District 42	Margaret Rush		0	0	0	0	0	0	* No Audit Data expected or found
State Senate District 42	Bob Thompson		0	0	0	0	0	0	* No Audit Data expected or found
State Senate District 42	Maurice Washington		8	0	8	0	8	0	
0210 Charleston 10									
State Senate District 42	Emmanuel Ferguson		1	0	1	0	1	0	
State Senate District 42	Herbert S Fielding		2	0	2	0	2	0	
State Senate District 42	Marlon Kimpson		16	0	16	0	16	0	
State Senate District 42	Margaret Rush		2	0	2	0	2	0	
State Senate District 42	Bob Thompson		0	0	0	0	0	0	* No Audit Data expected or found

		Charleston	Vote	Audit				
State Senate District 42	Maurice Washington	6	0	6	0	6	0	
0211 Charleston 11								
State Senate District 42	Emmanuel Ferguson	2	0	2	0	2	0	
State Senate District 42	Herbert S Fielding	1	0	1	0	1	0	
State Senate District 42	Marlon Kimpton	20	0	20	0	20	0	
State Senate District 42	Margaret Rush	8	0	8	0	8	0	
State Senate District 42	Bob Thompson	1	0	1	0	1	0	
State Senate District 42	Maurice Washington	8	0	8	0	8	0	
0212 Charleston 12								
State Senate District 42	Emmanuel Ferguson	9	0	9	0	9	0	
State Senate District 42	Herbert S Fielding	6	0	6	0	6	0	
State Senate District 42	Marlon Kimpton	52	0	52	0	52	0	
State Senate District 42	Margaret Rush	10	0	10	0	10	0	
State Senate District 42	Bob Thompson	0	0	0	0	0	0	* No Audit Data expected or found
State Senate District 42	Maurice Washington	37	0	37	0	37	0	
0213 Charleston 13								
State Senate District 42	Emmanuel Ferguson	7	0	7	0	7	0	
State Senate District 42	Herbert S Fielding	15	0	15	0	15	0	
State Senate District 42	Marlon Kimpton	60	0	60	0	60	0	
State Senate District 42	Margaret Rush	10	0	10	0	10	0	
State Senate District 42	Bob Thompson	1	0	1	0	1	0	
State Senate District 42	Maurice Washington	35	0	35	0	35	0	
0214 Charleston 14								
State Senate District 42	Emmanuel Ferguson	1	0	1	0	1	0	
State Senate District 42	Herbert S Fielding	2	0	2	0	2	0	
State Senate District 42	Marlon Kimpton	28	0	28	0	28	0	
State Senate District 42	Margaret Rush	5	0	5	0	5	0	
State Senate District 42	Bob Thompson	1	0	1	0	1	0	
State Senate District 42	Maurice Washington	13	0	13	0	13	0	
0215 Charleston 15								
State Senate District 42	Emmanuel Ferguson	6	0	6	0	6	0	
State Senate District 42	Herbert S Fielding	3	0	3	0	3	0	
State Senate District 42	Marlon Kimpton	26	0	26	0	26	0	
State Senate District 42	Margaret Rush	2	0	2	0	2	0	
State Senate District 42	Bob Thompson	0	0	0	0	0	0	* No Audit Data expected or found
State Senate District 42	Maurice Washington	16	0	16	0	16	0	
0216 Charleston 16								
State Senate District 42	Emmanuel Ferguson	9	0	9	0	9	0	
State Senate District 42	Herbert S Fielding	10	0	10	0	10	0	
State Senate District 42	Marlon Kimpton	53	0	53	0	53	0	
State Senate District 42	Margaret Rush	19	0	19	0	19	0	
State Senate District 42	Bob Thompson	0	0	0	0	0	0	* No Audit Data expected or found
State Senate District 42	Maurice Washington	29	0	29	0	29	0	
0217 Charleston 17								
State Senate District 42	Emmanuel Ferguson	10	0	10	0	10	0	

		Charleston Vote Audit						
State Senate District 42	Herbert S Fielding	11	0	11	0	11	0	
State Senate District 42	Marlon Kimpton	83	0	83	0	83	0	
State Senate District 42	Margaret Rush	12	0	12	0	12	0	
State Senate District 42	Bob Thompson	5	0	5	0	5	0	
State Senate District 42	Maurice Washington	55	0	55	0	55	0	
0218 Charleston 18								
State Senate District 42	Emmanuel Ferguson	10	0	10	0	10	0	
State Senate District 42	Herbert S Fielding	10	0	10	0	10	0	
State Senate District 42	Marlon Kimpton	48	0	48	0	48	0	
State Senate District 42	Margaret Rush	24	0	24	0	24	0	
State Senate District 42	Bob Thompson	0	0	0	0	* No Audit Data expected or found		
State Senate District 42	Maurice Washington	54	0	54	0	54	0	
0219 Charleston 19								
State Senate District 42	Emmanuel Ferguson	16	0	16	0	16	0	
State Senate District 42	Herbert S Fielding	11	0	11	0	11	0	
State Senate District 42	Marlon Kimpton	47	0	47	0	47	0	
State Senate District 42	Margaret Rush	22	0	22	0	22	0	
State Senate District 42	Bob Thompson	0	0	0	0	* No Audit Data expected or found		
State Senate District 42	Maurice Washington	38	0	38	0	38	0	
0220 Charleston 20								
State Senate District 42	Emmanuel Ferguson	13	0	13	0	13	0	
State Senate District 42	Herbert S Fielding	21	0	21	0	21	0	
State Senate District 42	Marlon Kimpton	103	0	103	0	103	0	
State Senate District 42	Margaret Rush	15	0	15	0	15	0	
State Senate District 42	Bob Thompson	0	0	0	0	* No Audit Data expected or found		
State Senate District 42	Maurice Washington	34	0	34	0	34	0	
0221 Charleston 21								
State Senate District 42	Emmanuel Ferguson	4	0	4	0	4	0	
State Senate District 42	Herbert S Fielding	4	0	4	0	4	0	
State Senate District 42	Marlon Kimpton	35	0	35	0	35	0	
State Senate District 42	Margaret Rush	14	0	14	0	14	0	
State Senate District 42	Bob Thompson	1	0	1	0	1	0	
State Senate District 42	Maurice Washington	34	0	34	0	34	0	
0501 St Andrews 1								
State Senate District 42	Emmanuel Ferguson	6	0	6	0	6	0	
State Senate District 42	Herbert S Fielding	0	0	0	0	* No Audit Data expected or found		
State Senate District 42	Marlon Kimpton	16	0	16	0	16	0	
State Senate District 42	Margaret Rush	7	0	7	0	7	0	
State Senate District 42	Bob Thompson	1	0	1	0	1	0	
State Senate District 42	Maurice Washington	3	0	3	0	3	0	
0502 St Andrews 2								
State Senate District 42	Emmanuel Ferguson	1	0	1	0	1	0	
State Senate District 42	Herbert S Fielding	2	0	2	0	2	0	
State Senate District 42	Marlon Kimpton	13	0	13	0	13	0	
State Senate District 42	Margaret Rush	5	0	5	0	5	0	
State Senate District 42	Bob Thompson	0	0	0	0	* No Audit Data expected or found		

		Charleston	Vote	Audit				
State Senate District 42	Maurice Washington	3	0	3	0	3	0	
0503 St Andrews 3								
State Senate District 42	Emmanuel Ferguson	25	0	25	0	25	0	
State Senate District 42	Herbert S Fielding	18	0	18	0	18	0	
State Senate District 42	Marlon Kimpton	103	0	103	0	103	0	
State Senate District 42	Margaret Rush	50	0	50	0	50	0	
State Senate District 42	Bob Thompson	0	0	0	0	* No Audit Data	expected or found	
State Senate District 42	Maurice Washington	33	0	33	0	33	0	
0506 St Andrews 6								
State Senate District 42	Emmanuel Ferguson	0	0	0	0	* No Audit Data	expected or found	
State Senate District 42	Herbert S Fielding	0	0	0	0	* No Audit Data	expected or found	
State Senate District 42	Marlon Kimpton	1	0	1	0	1	0	
State Senate District 42	Margaret Rush	0	0	0	0	* No Audit Data	expected or found	
State Senate District 42	Bob Thompson	0	0	0	0	* No Audit Data	expected or found	
State Senate District 42	Maurice Washington	0	0	0	0	* No Audit Data	expected or found	
0507 St Andrews 7								
State Senate District 42	Emmanuel Ferguson	0	0	0	0	* No Audit Data	expected or found	
State Senate District 42	Herbert S Fielding	0	0	0	0	* No Audit Data	expected or found	
State Senate District 42	Marlon Kimpton	0	0	0	0	* No Audit Data	expected or found	
State Senate District 42	Margaret Rush	0	0	0	0	* No Audit Data	expected or found	
State Senate District 42	Bob Thompson	0	0	0	0	* No Audit Data	expected or found	
State Senate District 42	Maurice Washington	0	0	0	0	* No Audit Data	expected or found	
0508 St Andrews 8								
State Senate District 42	Emmanuel Ferguson	6	0	6	0	6	0	
State Senate District 42	Herbert S Fielding	12	0	12	0	12	0	
State Senate District 42	Marlon Kimpton	52	0	52	0	52	0	
State Senate District 42	Margaret Rush	29	0	29	0	29	0	
State Senate District 42	Bob Thompson	1	0	1	0	1	0	
State Senate District 42	Maurice Washington	17	0	17	0	17	0	
0509 St Andrews 9								
State Senate District 42	Emmanuel Ferguson	9	0	9	0	9	0	
State Senate District 42	Herbert S Fielding	11	0	11	0	11	0	
State Senate District 42	Marlon Kimpton	66	0	66	0	66	0	
State Senate District 42	Margaret Rush	33	0	33	0	33	0	
State Senate District 42	Bob Thompson	1	0	1	0	1	0	
State Senate District 42	Maurice Washington	28	0	28	0	28	0	
0515 St Andrews 15								
State Senate District 42	Emmanuel Ferguson	18	0	18	0	18	0	
State Senate District 42	Herbert S Fielding	6	0	6	0	6	0	
State Senate District 42	Marlon Kimpton	51	0	51	0	51	0	
State Senate District 42	Margaret Rush	30	0	30	0	30	0	
State Senate District 42	Bob Thompson	1	0	1	0	1	0	
State Senate District 42	Maurice Washington	11	0	11	0	11	0	
0518 St Andrews 18								
State Senate District 42	Emmanuel Ferguson	15	0	15	0	15	0	

		Charleston Vote Audit						
State Senate District 42	Herbert S Fielding	4	0	4	0	4	0	
State Senate District 42	Marlon Kimpton	41	0	41	0	41	0	
State Senate District 42	Margaret Rush	42	0	42	0	42	0	
State Senate District 42	Bob Thompson	1	0	1	0	1	0	
State Senate District 42	Maurice Washington	20	0	20	0	20	0	
0519 St Andrews 19								
State Senate District 42	Emmanuel Ferguson	4	0	4	0	4	0	
State Senate District 42	Herbert S Fielding	2	0	2	0	2	0	
State Senate District 42	Marlon Kimpton	38	0	38	0	38	0	
State Senate District 42	Margaret Rush	9	0	9	0	9	0	
State Senate District 42	Bob Thompson	0	0	0	0	* No Audit Data expected or found		
State Senate District 42	Maurice Washington	7	0	7	0	7	0	
0525 St Andrews 25								
State Senate District 42	Emmanuel Ferguson	7	0	7	0	7	0	
State Senate District 42	Herbert S Fielding	3	0	3	0	3	0	
State Senate District 42	Marlon Kimpton	23	0	23	0	23	0	
State Senate District 42	Margaret Rush	12	0	12	0	12	0	
State Senate District 42	Bob Thompson	0	0	0	0	* No Audit Data expected or found		
State Senate District 42	Maurice Washington	9	0	9	0	9	0	
0601 N Charleston 1								
State Senate District 42	Emmanuel Ferguson	6	0	6	0	6	0	
State Senate District 42	Herbert S Fielding	9	0	9	0	9	0	
State Senate District 42	Marlon Kimpton	60	0	60	0	60	0	
State Senate District 42	Margaret Rush	34	0	34	0	34	0	
State Senate District 42	Bob Thompson	0	0	0	0	* No Audit Data expected or found		
State Senate District 42	Maurice Washington	36	0	36	0	36	0	
0602 N Charleston 2								
State Senate District 42	Emmanuel Ferguson	3	0	3	0	3	0	
State Senate District 42	Herbert S Fielding	3	0	3	0	3	0	
State Senate District 42	Marlon Kimpton	24	0	24	0	24	0	
State Senate District 42	Margaret Rush	10	0	10	0	10	0	
State Senate District 42	Bob Thompson	0	0	0	0	* No Audit Data expected or found		
State Senate District 42	Maurice Washington	4	0	4	0	4	0	
0604 N Charleston 4								
State Senate District 42	Emmanuel Ferguson	4	0	4	0	4	0	
State Senate District 42	Herbert S Fielding	4	0	4	0	4	0	
State Senate District 42	Marlon Kimpton	45	0	45	0	45	0	
State Senate District 42	Margaret Rush	28	0	28	0	28	0	
State Senate District 42	Bob Thompson	0	0	0	0	* No Audit Data expected or found		
State Senate District 42	Maurice Washington	10	0	10	0	10	0	
0605 N Charleston 5								
State Senate District 42	Emmanuel Ferguson	8	0	8	0	8	0	
State Senate District 42	Herbert S Fielding	11	0	11	0	11	0	
State Senate District 42	Marlon Kimpton	54	0	54	0	54	0	
State Senate District 42	Margaret Rush	27	0	27	0	27	0	
State Senate District 42	Bob Thompson	0	0	0	0	* No Audit Data expected or found		

		Charleston		Vote		Audit			
State Senate District 42	Maurice Washington	39	0	39	0	39	0		
0606 N Charleston 6									
State Senate District 42	Emmanuel Ferguson	9	0	9	0	9	0		
State Senate District 42	Herbert S Fielding	8	0	8	0	8	0		
State Senate District 42	Marlon Kimpton	72	0	72	0	72	0		
State Senate District 42	Margaret Rush	51	0	51	0	51	0		
State Senate District 42	Bob Thompson	1	0	1	0	1	0		
State Senate District 42	Maurice Washington	43	0	43	0	43	0		
0607 N Charleston 7									
State Senate District 42	Emmanuel Ferguson	4	0	4	0	4	0		
State Senate District 42	Herbert S Fielding	1	0	1	0	1	0		
State Senate District 42	Marlon Kimpton	24	0	24	0	24	0		
State Senate District 42	Margaret Rush	11	0	11	0	11	0		
State Senate District 42	Bob Thompson	0	0	0	0	* No Audit	Data expected or found		
State Senate District 42	Maurice Washington	8	0	8	0	8	0		
0608 N Charleston 8									
State Senate District 42	Emmanuel Ferguson	1	0	1	0	1	0		
State Senate District 42	Herbert S Fielding	0	0	0	0	* No Audit	Data expected or found		
State Senate District 42	Marlon Kimpton	6	0	6	0	6	0		
State Senate District 42	Margaret Rush	2	0	2	0	2	0		
State Senate District 42	Bob Thompson	1	0	1	0	1	0		
State Senate District 42	Maurice Washington	2	0	2	0	2	0		
0610 N Charleston 10									
State Senate District 42	Emmanuel Ferguson	1	0	1	0	1	0		
State Senate District 42	Herbert S Fielding	3	0	3	0	3	0		
State Senate District 42	Marlon Kimpton	15	0	15	0	15	0		
State Senate District 42	Margaret Rush	9	0	9	0	9	0		
State Senate District 42	Bob Thompson	0	0	0	0	* No Audit	Data expected or found		
State Senate District 42	Maurice Washington	20	0	20	0	20	0		
0611 N Charleston 11									
State Senate District 42	Emmanuel Ferguson	5	0	5	0	5	0		
State Senate District 42	Herbert S Fielding	0	0	0	0	* No Audit	Data expected or found		
State Senate District 42	Marlon Kimpton	13	0	13	0	13	0		
State Senate District 42	Margaret Rush	2	0	2	0	2	0		
State Senate District 42	Bob Thompson	0	0	0	0	* No Audit	Data expected or found		
State Senate District 42	Maurice Washington	1	0	1	0	1	0		
0612 N Charleston 12									
State Senate District 42	Emmanuel Ferguson	0	0	0	0	* No Audit	Data expected or found		
State Senate District 42	Herbert S Fielding	0	0	0	0	* No Audit	Data expected or found		
State Senate District 42	Marlon Kimpton	6	0	6	0	6	0		
State Senate District 42	Margaret Rush	2	0	2	0	2	0		
State Senate District 42	Bob Thompson	2	0	2	0	2	0		
State Senate District 42	Maurice Washington	2	0	2	0	2	0		
0613 N Charleston 13									
State Senate District 42	Emmanuel Ferguson	2	0	2	0	2	0		

				Charleston Vote		Audit	
State Senate District 42	Herbert S Fielding	4	0	4	0	4	0
State Senate District 42	Marlon Kimpton	18	0	18	0	18	0
State Senate District 42	Margaret Rush	11	0	11	0	11	0
State Senate District 42	Bob Thompson	0	0	0	0	* No Audit Data	expected or found
State Senate District 42	Maurice Washington	18	0	18	0	18	0
0614 N Charleston 14							
State Senate District 42	Emmanuel Ferguson	4	0	4	0	4	0
State Senate District 42	Herbert S Fielding	2	0	2	0	2	0
State Senate District 42	Marlon Kimpton	11	0	11	0	11	0
State Senate District 42	Margaret Rush	3	0	3	0	3	0
State Senate District 42	Bob Thompson	0	0	0	0	* No Audit Data	expected or found
State Senate District 42	Maurice Washington	5	0	5	0	5	0
0615 N Charleston 15							
State Senate District 42	Emmanuel Ferguson	4	0	4	0	4	0
State Senate District 42	Herbert S Fielding	1	0	1	0	1	0
State Senate District 42	Marlon Kimpton	21	0	21	0	21	0
State Senate District 42	Margaret Rush	19	0	19	0	19	0
State Senate District 42	Bob Thompson	0	0	0	0	* No Audit Data	expected or found
State Senate District 42	Maurice Washington	11	0	11	0	11	0
0616 N Charleston 16							
State Senate District 42	Emmanuel Ferguson	2	0	2	0	2	0
State Senate District 42	Herbert S Fielding	3	0	3	0	3	0
State Senate District 42	Marlon Kimpton	36	0	36	0	36	0
State Senate District 42	Margaret Rush	15	0	15	0	15	0
State Senate District 42	Bob Thompson	0	0	0	0	* No Audit Data	expected or found
State Senate District 42	Maurice Washington	21	0	21	0	21	0
0617 N Charleston 17							
State Senate District 42	Emmanuel Ferguson	2	0	2	0	2	0
State Senate District 42	Herbert S Fielding	3	0	3	0	3	0
State Senate District 42	Marlon Kimpton	25	0	25	0	25	0
State Senate District 42	Margaret Rush	14	0	14	0	14	0
State Senate District 42	Bob Thompson	0	0	0	0	* No Audit Data	expected or found
State Senate District 42	Maurice Washington	14	0	14	0	14	0
0618 N Charleston 18							
State Senate District 42	Emmanuel Ferguson	7	0	7	0	7	0
State Senate District 42	Herbert S Fielding	1	0	1	0	1	0
State Senate District 42	Marlon Kimpton	33	0	33	0	33	0
State Senate District 42	Margaret Rush	18	0	18	0	18	0
State Senate District 42	Bob Thompson	0	0	0	0	* No Audit Data	expected or found
State Senate District 42	Maurice Washington	12	0	12	0	12	0
0619 N Charleston 19							
State Senate District 42	Emmanuel Ferguson	4	0	4	0	4	0
State Senate District 42	Herbert S Fielding	3	0	3	0	3	0
State Senate District 42	Marlon Kimpton	31	0	31	0	31	0
State Senate District 42	Margaret Rush	11	0	11	0	11	0
State Senate District 42	Bob Thompson	0	0	0	0	* No Audit Data	expected or found

		Charleston		Vote		Audit	
State Senate District 42	Maurice Washington	8	0	8	0	8	0
0621 N Charleston 21							
State Senate District 42	Emmanuel Ferguson	8	0	8	0	8	0
State Senate District 42	Herbert S Fielding	2	0	2	0	2	0
State Senate District 42	Marlon Kimpton	26	0	26	0	26	0
State Senate District 42	Margaret Rush	10	0	10	0	10	0
State Senate District 42	Bob Thompson	1	0	1	0	1	0
State Senate District 42	Maurice Washington	8	0	8	0	8	0
0622 N Charleston 22							
State Senate District 42	Emmanuel Ferguson	0	0	0	0	* No Audit Data expected or found	
State Senate District 42	Herbert S Fielding	2	0	2	0	2	0
State Senate District 42	Marlon Kimpton	13	0	13	0	13	0
State Senate District 42	Margaret Rush	9	0	9	0	9	0
State Senate District 42	Bob Thompson	1	0	1	0	1	0
State Senate District 42	Maurice Washington	2	0	2	0	2	0
0624 N Charleston 24							
State Senate District 42	Emmanuel Ferguson	12	0	12	0	12	0
State Senate District 42	Herbert S Fielding	5	0	5	0	5	0
State Senate District 42	Marlon Kimpton	26	0	26	0	26	0
State Senate District 42	Margaret Rush	8	0	8	0	8	0
State Senate District 42	Bob Thompson	0	0	0	0	* No Audit Data expected or found	
State Senate District 42	Maurice Washington	11	0	11	0	11	0
0625 N Charleston 25							
State Senate District 42	Emmanuel Ferguson	3	0	3	0	3	0
State Senate District 42	Herbert S Fielding	5	0	5	0	5	0
State Senate District 42	Marlon Kimpton	25	0	25	0	25	0
State Senate District 42	Margaret Rush	15	0	15	0	15	0
State Senate District 42	Bob Thompson	1	0	1	0	1	0
State Senate District 42	Maurice Washington	17	0	17	0	17	0
0626 N Charleston 26							
State Senate District 42	Emmanuel Ferguson	1	0	1	0	1	0
State Senate District 42	Herbert S Fielding	2	0	2	0	2	0
State Senate District 42	Marlon Kimpton	12	0	12	0	12	0
State Senate District 42	Margaret Rush	6	0	6	0	6	0
State Senate District 42	Bob Thompson	2	0	2	0	2	0
State Senate District 42	Maurice Washington	5	0	5	0	5	0
0627 N Charleston 27							
State Senate District 42	Emmanuel Ferguson	4	0	4	0	4	0
State Senate District 42	Herbert S Fielding	1	0	1	0	1	0
State Senate District 42	Marlon Kimpton	18	0	18	0	18	0
State Senate District 42	Margaret Rush	10	0	10	0	10	0
State Senate District 42	Bob Thompson	0	0	0	0	* No Audit Data expected or found	
State Senate District 42	Maurice Washington	6	0	6	0	6	0
0628 N Charleston 28							
State Senate District 42	Emmanuel Ferguson	0	0	0	0	* No Audit Data expected or found	

		Charleston		Vote		Audit	
State Senate District 42	Herbert S Fielding	4	0	4	0	4	0
State Senate District 42	Marlon Kimpton	6	0	6	0	6	0
State Senate District 42	Margaret Rush	4	0	4	0	4	0
State Senate District 42	Bob Thompson	0	0	0	0	0	* No Audit Data expected or found
State Senate District 42	Maurice Washington	3	0	3	0	3	0
0629 N Charleston 29							
State Senate District 42	Emmanuel Ferguson	1	0	1	0	1	0
State Senate District 42	Herbert S Fielding	2	0	2	0	2	0
State Senate District 42	Marlon Kimpton	11	0	11	0	11	0
State Senate District 42	Margaret Rush	7	0	7	0	7	0
State Senate District 42	Bob Thompson	0	0	0	0	0	* No Audit Data expected or found
State Senate District 42	Maurice Washington	4	0	4	0	4	0
0630 N Charleston 30							
State Senate District 42	Emmanuel Ferguson	9	0	9	0	9	0
State Senate District 42	Herbert S Fielding	7	0	7	0	7	0
State Senate District 42	Marlon Kimpton	87	0	87	0	87	0
State Senate District 42	Margaret Rush	39	0	39	0	39	0
State Senate District 42	Bob Thompson	1	0	1	0	1	0
State Senate District 42	Maurice Washington	33	0	33	0	33	0
0750 Absentee							
State Senate District 42	Emmanuel Ferguson	24	9	15	0	15	0
State Senate District 42	Herbert S Fielding	33	22	11	0	11	0
State Senate District 42	Marlon Kimpton	271	55	216	0	216	0
State Senate District 42	Margaret Rush	192	37	155	0	155	0
State Senate District 42	Bob Thompson	4	1	3	0	3	0
State Senate District 42	Maurice Washington	136	19	117	0	117	0
0800 Emergency							
State Senate District 42	Emmanuel Ferguson	0	0	0	0	0	* No Audit Data expected or found
State Senate District 42	Herbert S Fielding	0	0	0	0	0	* No Audit Data expected or found
State Senate District 42	Marlon Kimpton	0	0	0	0	0	* No Audit Data expected or found
State Senate District 42	Margaret Rush	0	0	0	0	0	* No Audit Data expected or found
State Senate District 42	Bob Thompson	0	0	0	0	0	* No Audit Data expected or found
State Senate District 42	Maurice Washington	0	0	0	0	0	* No Audit Data expected or found
0850 Fail safe							
State Senate District 42	Emmanuel Ferguson	2	1	1	0	1	0
State Senate District 42	Herbert S Fielding	1	0	1	0	1	0
State Senate District 42	Marlon Kimpton	5	2	3	0	3	0
State Senate District 42	Margaret Rush	2	1	1	0	1	0
State Senate District 42	Bob Thompson	0	0	0	0	0	* No Audit Data expected or found
State Senate District 42	Maurice Washington	7	1	6	0	6	0
0900 Provisional							
State Senate District 42	Emmanuel Ferguson	0	0	0	0	0	* No Audit Data expected or found
State Senate District 42	Herbert S Fielding	0	0	0	0	0	* No Audit Data expected or found
State Senate District 42	Marlon Kimpton	0	0	0	0	0	* No Audit Data expected or found
State Senate District 42	Margaret Rush	1	1	0	0	0	* All votes cast for this candidate in this precinct are optical.

Charleston Vote Audit

State Senate District 42	Bob Thompson	0	0	0
State Senate District 42	Maurice Washington	1	1	0

* No Audit Data for optical.
 0 * No Audit Data expected or found
 0 * All votes cast for this candidate
 * in this precinct are optical.
 * No Audit Data for optical.

There was no unmatched audit data

How to read this report.

This is the vote level report. It compares the number of votes cast for each candidate in the tabulation report with the number of ballots cast in the audit data for each candidates in each precinct.

The tabulated values as read from the EL30A report are reported in four categories; Total, Optical (Opt), iVotronic (iVo) and Flash. None of these values on each line are calculated but parsed from the actual report. In the EL30A report all Write-in votes are added together and reported as one candidate name - Write-in. The EL30A does not report individual Write-in candidates.

The Opt totals are the total number of votes cast on paper ballots that were scanned into the optical scanner and transferred to the tabulation computer via memory stick or ZipDisk (depending on the type of device, M100 or M650 used to scan the ballots.) Optical totals should exist only in some but not all of the Virtual Precincts at the bottom of the table.

The iVo totals are the results gathered from the PEBs (Personal Electronic Ballot) which are used to open and close an iVotronic voting machine and, after the polls have closed, gather the ballots cast for transmission to the tabulation system.

The Flash totals are the totals that are read from the flash cards in the rare event that the ballots cannot be copied from the machine to the PEB or from the PEB to the tabulating machine.

The values on the Audit side come from the iVotronic audit data that is read from the flash cards as part of the audit process. That process combines the individual machine data into a master audit file, the EL155 Vote image log.

The EL155 contains a record of all the votes cast on a ballot. The vote images indicate the machine counting the number of times a candidate name for a contest appears in a precinct we get the number of votes cast in that precinct for that candidates. That number should always match the number of votes cast for that candidate in that contest in the iVo column on the EL30A side of the report.

Optical ballots do not have electronically readable audit files. So if the audit data iVotronic total votes does not match the EL30A iVo value one of two things will occur. The first is if the iVotronic tabulated is zero and the Total tabulated votes match the tabulated Optical votes the following comment is made in the Audit side of the report; All votes cast for this candidate in this precinct are optical No Audit Data for optical, or secondly, if the iVotronic total is not zero, a notation indicating which data Audit data. In the event a candidate or the combined Write-in candidates did not receive any votes in a precinct the EL30A will report a zero vote count. If there are no votes for this candidate in a precinct in the audit data, the following comment will be placed into the audit report by the auditing software; No Audit Data expected or found.

Charleston Vote Audit

Finally the audit software will search the audit data for any votes that were not found on the EL30A report. If it finds some, it will report those vote totals by contest, candidate name and precinct. if it does not find any unmatched audit data it will report; There was no unmatched audit data

Charleston EL30A45A Compare

Charleston EL30A45A Comparison Report

Office	Candidate	Party	EL30A				EL45A				Delta
			Tot	Opt	iVo	Flash	Tot	Opt	iVo	Flash	
State Senate District 42	Emmanuel Ferguson		326	10	316	0	326	10	316	0	0
State Senate District 42	Herbert S Fielding		285	22	263	0	285	22	263	0	0
State Senate District 42	Marlon Kimpson		2102	57	2045	0	2102	57	2045	0	0
State Senate District 42	Margaret Rush		976	39	937	0	976	39	937	0	0
State Senate District 42	Bob Thompson		28	1	27	0	28	1	27	0	0
State Senate District 42	Maurice Washington		1032	21	1011	0	1032	21	1011	0	0

How to read this report.

This is EL30A EL45A Crosscheck Report. It sums each candidates vote totals in each precinct in the EL30A Precinct Detail Report and compares it to the EL45A Election Summary Report that contains the tabulated total for each candidate in the county.

The values read from the EL30A report are reported in four categories; Total, Optical (Opt), iVotronic (iVo) and Flash. None of these values on each line are calculated but parsed from the actual report. The total lines are the calculated sums of the individual precinct line values.

The Opt totals are the total number of votes cast on paper ballots that were scanned into the optical scanner and transferred to the tabulation computer via memory stick or ZipDisk (depending on the type of device, M100 or M650 used to scan the ballots.) Optical totals should exist only in some but not all of the Virtual Precincts at the bottom of the table.

The iVo totals are the results gathered from the PEBs (Personal Electronic Ballot) which are used to open and close an iVotronic voting machine and, after the polls have closed, gather the ballots cast for transmission to the tabulation system.

The Flash totals are the totals that are read from the flash cards in the rare event that the ballots cannot be copied from the machine to the PEB or from the PEB to the tabulating machine.

The values read from the EL45A report are reported in same four categories; Total, Optical (Opt), iVotronic (iVo) and Flash as the EL30A. Like the EL30A they are parsed from the actual EL45A report. The summary candidate totals are compared against the calculated sums for each candidate from, the EL30A report. Each of the values in each line on the EL30A side must match the same value on the EL45A side and the Delta value must be zero.

Charleston PEB Use Report

Precinct	PEBs Used	Comments
Deer Park 2A	157165	
Deer Park 2C	157165	
Deer Park 3	157219	
Charleston 8	156501	
Charleston 9	156501	
Charleston 10	156668	
Charleston 11	156668	
Charleston 12	156496	
Charleston 13	156496	
Charleston 14	156271	
Charleston 15	156501	
Charleston 16	156271	
Charleston 17	157441	
Charleston 18	157441	
Charleston 19	156527	
Charleston 20	156527	
Charleston 21	155873	
St Andrews 1	157188	
St Andrews 2	157188	
St Andrews 3	156623	
St Andrews 6	156612	
St Andrews 8	157183	
St Andrews 9	156623	
St Andrews 15	157183	
St Andrews 18	157183	
St Andrews 19	156541	
St Andrews 25	155860	
N Charleston 1	156506	
N Charleston 2	156812	
N Charleston 4	157067	
N Charleston 5	156505	
N Charleston 6	157241	
N Charleston 7	157241	
N Charleston 8	156510	
N Charleston 10	156517	
N Charleston 11	156804	
N Charleston 12	156052	
N Charleston 13	157207	
N Charleston 14	157184	
N Charleston 15	156435	
N Charleston 16	157184	
N Charleston 17	157229	
N Charleston 18	185986	
N Charleston 19	157067	
N Charleston 21	156551	
N Charleston 22	156551	
N Charleston 24	156556	
N Charleston 25	157292	
N Charleston 26	156524	
N Charleston 27	156525	
N Charleston 28	156263	
N Charleston 29	156525	
N Charleston 30	157134	
Absentee	156208	
Fail safe	156208	

55 precincts processed

How to read this report.

This is the PEB Used report. It lists the precincts found in the Audit data and lists all the PEBs that were used by the poll workers to open and close the iVotronic machines in that precinct.

If more than one PEB is used to open and close all the iVotronic machines in a precinct, then the County Election Commission must read ALL the PEBs used in that precinct to assure that they have collected all the ballots from that precinct. A county whose report shows a precinct that has machines open or closed by more than one PEB should double check the Ballot Audit Report against the iVotronic paper tapes and the Poll Book to make sure that all the ballots have been collected and tabulated.

PEBExceptionsReport

Charleston PEB Exceptions Report

iVo #	Op PEB	Open Time	Cl PEB	Close Time	Exception Type	Precinct - Ballots Cast
5120543	156435	08/13/2013 07:06:42	156435	08/13/2013 19:09:47	Open Time	N Charleston 15 - 17
5121541	156208	07/17/2013 11:48:30	156208	08/13/2013 19:02:59	>>Open Date<<	Absentee - 250 Fail safe - 12
5121541	156208	07/17/2013 11:48:30	156208	08/13/2013 19:02:59	Open Time	Absentee - 250 Fail safe - 12
5136261	156208	07/11/2013 13:28:15	156208	08/13/2013 19:08:26	>>Open Date<<	Absentee - 269
5136261	156208	07/11/2013 13:28:15	156208	08/13/2013 19:08:26	Open Time	Absentee - 269
5136700	156435	08/13/2013 07:04:54	156435	08/13/2013 19:06:49	Open Time	N Charleston 15 - 39
5139619	156623	08/13/2013 07:25:32	156623	08/13/2013 19:08:59	Open Time	St Andrews 3 - 32 St Andrews 9 - 33
5139903	157241	08/13/2013 07:19:17	157241	08/13/2013 19:13:11	Open Time	N Charleston 6 - 15 N Charleston 7 - 6

How to read this report.

This is the PEB Exceptions Report. It checks for the following conditions in the iVotronic Event Log;

- 1: A machine that was opened and closed by different PEBs
- 2: A Machine that was not opened on Election Date - could be either an absentee or test machine
- 3: A Machine that was not closed on Election Date - could have had problem closing
- 4: A Machine that was not opened by 7 am - note most Absentee machines will show up here
- 5: A Machine that was closed before 7pm - polls close at 7 PM
- 6: A Machine that was not closed ever.
- 7: A machine that has no ballots cast on it.

Each of the events above detected are reported on a separate line, each line contains the following information: iVotronic machine number, Opening PEB Number, Open Time, Closing PEB Number, Closing Time, the Exception Type and the Precinct and the Ballots Cast on that machine.

STATE OF SOUTH CAROLINA




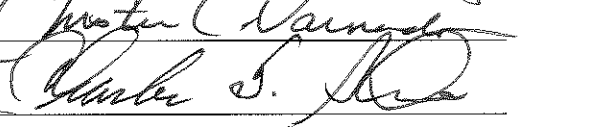
CHARLESTON COUNTY BOARD OF CANVASSERS

STATEMENT OF RETURNS OF VOTES

FOR

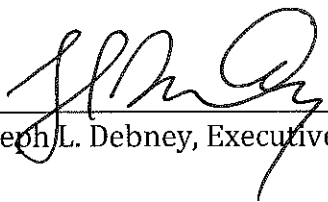
**Election: State Senate District 42 Special Primary
Election Date: Tuesday, August 13, 2013**

We the Charleston County Board of Canvassers certifies that all proper procedures for canvassing votes in this election have been followed, we have received written confirmation from election commission staff of the same; and upon such confirmation and any further review of our own, we certify the following results of this election are correct in all respects.

 _____ Carolene E. Leque	 _____ Charles C. Vannoy
 _____ James S. [unclear]	 _____ Charles S. [unclear]

Certification Date: Thursday, August 15, 2013

Attest:



Joseph L. Debney, Executive Director

SUMMARY REPORT

Charleston County
Sen 42 Democratic Primary
August 13, 2013
STATISTICS

Official Results

Run Date:08/15/13 10:11 AM

VOTES PERCENT

PRECINCTS COUNTED (OF 58)	58	100.00
REGISTERED VOTERS - TOTAL	62,231	
BALLOTS CAST - TOTAL	4,779	
BALLOTS CAST - DEMOCRATIC	4,779	100.00
VOTER TURNOUT - TOTAL		7.68

SUMMARY REPORT

Charleston County
Sen 42 Democratic Primary
August 13, 2013

Official Results

Run Date:08/15/13 10:11 AM

VOTES PERCENT

State Senate District 42

Vote for 1


Emmanuel Ferguson	326	6.86
Herbert S Fielding	285	6.00
Marlon Kimpson	2,102	44.26
Margaret Rush	976	20.55
Bob Thompson	28	.59
Maurice Washington	1,032	21.73

**OATH TO CHAIRPERSON
CHARLESTON COUNTY BOARD OF CANVASSERS**

**STATE SENATE DISTRICT 42
SPECIAL PRIMARY
TUESDAY, AUGUST 13, 2013**

"I do solemnly swear that I am duly qualified according to the Constitution of the State of South Carolina to exercise the duties of the office to which I have been appointed [*as Chairman of the Board of Canvassers of Charleston County*], and that I will, to the best of my ability, discharge the duties thereof, and preserve, protect and defend the Constitution of South Carolina and of the United States. So help me God."

On This 15th day of August, 2013


Chairperson, Board of Canvassers



Secretary, Board of Canvassers

**OATH TO BOARD MEMBERS
CHARLESTON COUNTY BOARD OF CANVASSERS**


**STATE SENATE DISTRICT 42
SPECIAL PRIMARY**

"I do solemnly swear that I am duly qualified according to the Constitution of the State of South Carolina to exercise the duties of the office to which I have been appointed [as *Board of Canvassers of Charleston County*], and that I will, to the best of my ability, discharge the duties thereof, and preserve, protect and defend the Constitution of South Carolina and of the United States. So help me God."

On This 15th day of August 2013



Board of Canvassers, Chairperson




John E. Bourne Jr., Board Member

Flora P. Condon, Board Member




Carolyn E. Lecque, Board Member



Charles G. Shine, Board Member

June D. Smith, Board Member



Mary Ann Taylor, Board Member



Christine Varnado, Board Member



C. Troy Watson, Board Member

CANVASS CHECKLIST

Charleston County Registrations and Elections


Election: Senate 42 Special Primary

Election Date: August 13, 2013

Initials	N/A	
JH		All optical scan absentee ballots have been accounted for and properly scanned, excluding any provisional ballots, and the results have been imported into the Election Results Manager (ERM).
JH		All PEBs, or other media, from the in-office absentee/failsafe voting machine(s) have been read into ERM. All provisional ballots have been excluded.
JH		All PEBs, or other media, from all precincts have been read into ERM.
JH		All optical scan emergency ballots have been located and properly scanned, and the results have been imported into ERM.
JH		All non-optical scan paper ballots cast at a polling place have been located and counted, and the results have been manually entered into ERM in the proper precincts.
JH		All optical scan ballots rejected by the scanner have been duplicated and scanned, attaching the duplicates to the originals, and the results have been imported into ERM; or the ballots have been counted by hand and manually entered into ERM.
JH		All ballot boxes have been opened and thoroughly checked for any paper ballots cast at polling places.
JH		All precinct-level PEB results uploaded to ERM have been checked against the precinct-level paper tape results.
JH		The Managers Return of Paper Ballots form has been examined; and the number of emergency and provisional ballots cast at the polls has been reconciled with the number of emergency ballots counted, and the number of provisional ballots considered at the provisional ballot hearing.
JH		All optical scan provisional ballots found to be valid at the provisional ballot hearing have been properly scanned, and the results imported into ERM in the provisional precinct.
JH		All provisional ballots cast on the in-office absentee/failsafe voting machine that were originally excluded when the PEBs were read, but have now been found to be valid, have been added to the proper precinct in ERM.
JH		All election data, including flash card audit data, has been securely saved.
JH		All of the above steps were done in accordance with the applicable procedures set forth in the latest version of the Election Preparation & Results Accumulation Guide.
		Other steps taken:

This form must be presented to the County Board of Canvassers prior to certification of results.

Signed: _____



Date: _____

15 Aug 13